

Linkus Mobile Client Quick Start Guide

V2.0



Download Linkus Mobile Client

Linkus Mobile Client is available for both **iOS** and **Android** System. Download Linkus Mobile Client now for a consistent in-office experience!

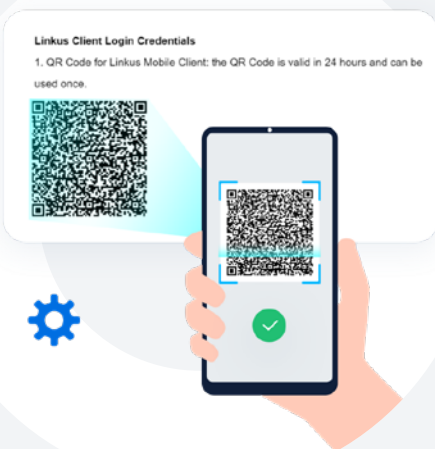


Quick Login

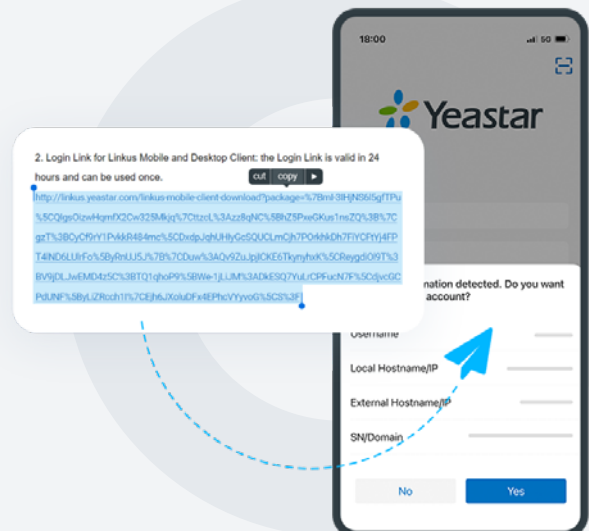
By using the QR Code or Login Link in your Linkus welcome email, Linkus Mobile Client can obtain the login information and log in automatically.



Open Linkus Mobile Client and scan the QR code



Copy the Login Link and open Linkus Mobile Client



Unified Directory

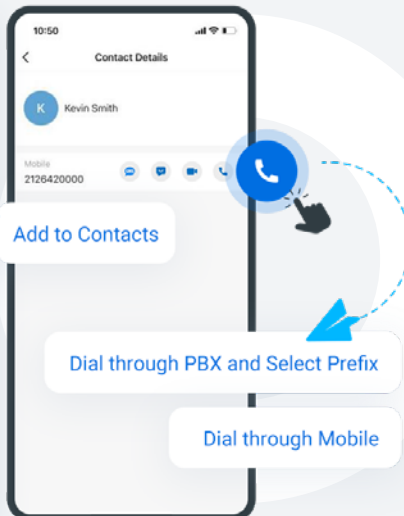
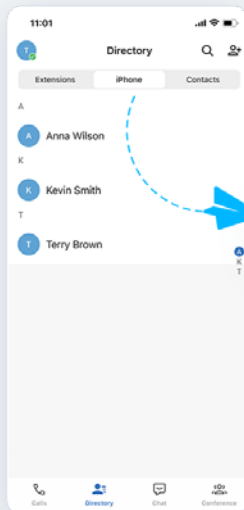
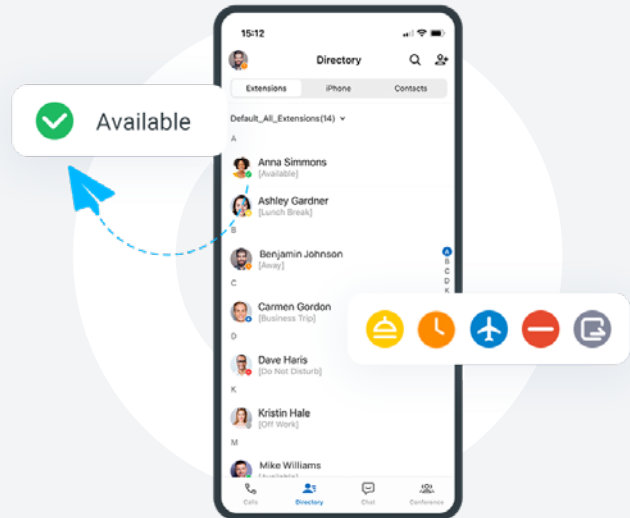
Find your colleagues, phone contacts, and external business contacts – all in one organized directory.



Extensions

The Extensions directory synchronizes your colleagues' extension information from the PBX server.

See whether your colleague is available intuitively via the extension presence, and collaborate with them by making calls and sending instant messages.



Phone

The Phone directory displays the native contacts from your mobile phone.


- Add your native phone contacts to Linkus directory as needed.
- Make calls to your phone contacts through the PBX or your mobile.

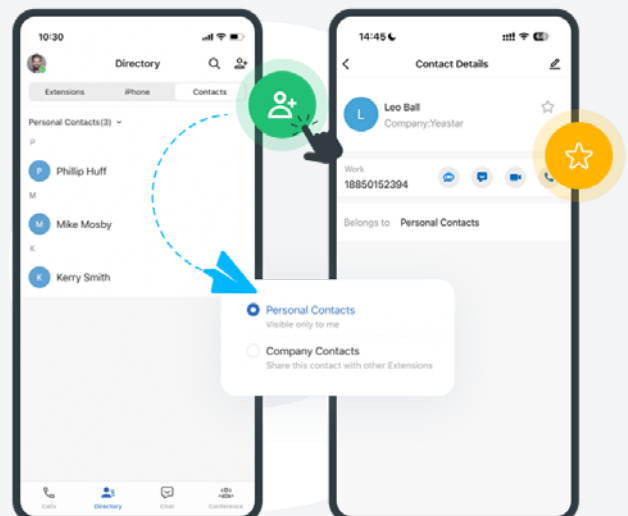


Contacts

The Contacts directory displays the external contacts that are stored on the PBX server.

- Share contact information with authorized colleagues using the public **Company Contacts** directory.
- Use the exclusive **Personal Contacts** directory that is only visible to yourself to store your own external contacts.

 For quicker and easier communication, you can mark frequent contacts as favorites.




Feature-rich Calling



Video Call

Initiate a 1:1 video call for a face-to-face conversation experience.



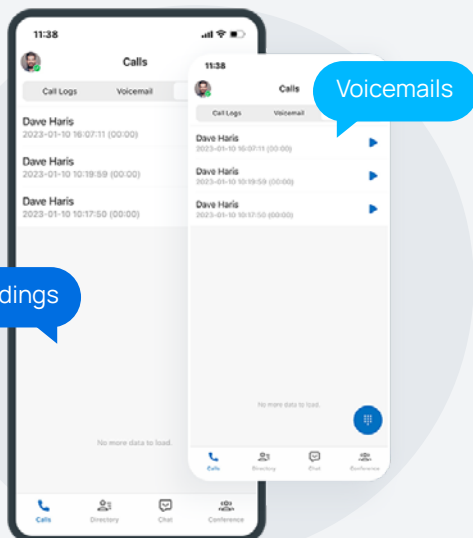
Multi-party Call

Invite other participants to an ongoing call to instantly convert a normal call into a multi-party call. **Up to 5 participants** are supported for a multi-party call.



Voicemails & Recordings

Access the real-time synchronized **voicemails** and **recordings** from anywhere.



Call Management

Manage and control your calls with just a few taps.



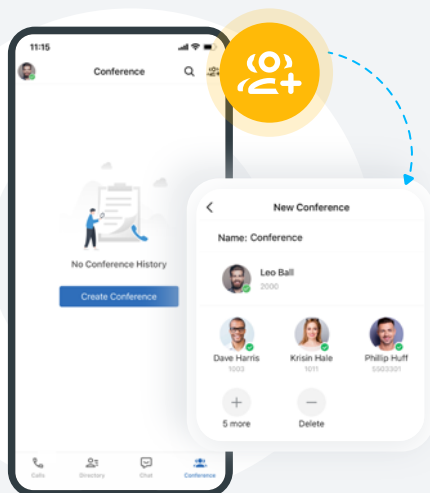


Call Flip & Call Switch

Implement seamless conversation experience between different devices with Call Flip and Call Switch.



Ad-hoc Conferencing

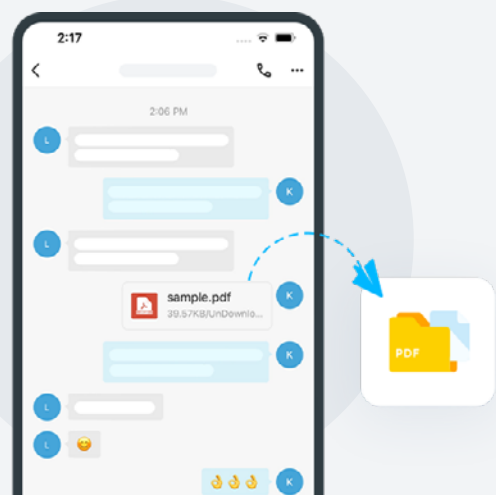


Initiate and host an ad-hoc conference call and invite other participants to join. **Up to 9 participants** can be on a conference call.

Internal & External Messaging

Internal Chat

Start a personal or group chat with colleagues and have an instant sharing of emojis, pictures, or any other types of files.





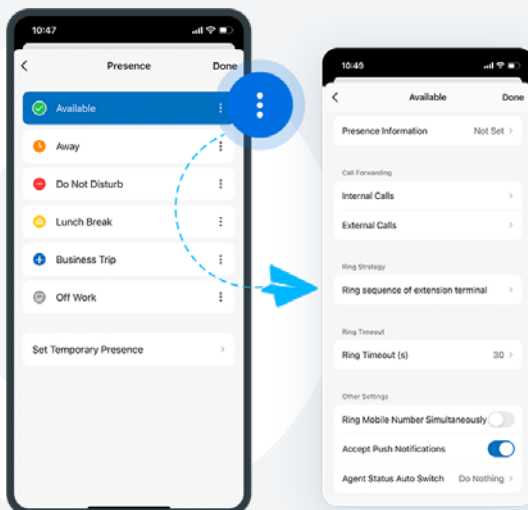
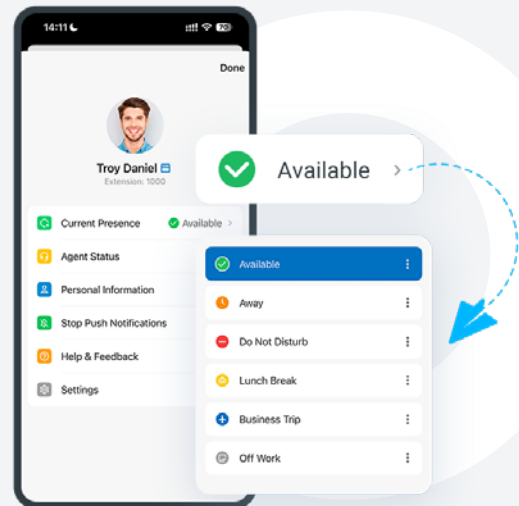
External Chat

Receive and respond to your social media and SMS messages. All chats can be archived for further review.

Custom Presence Status



Select a presence to let your colleagues know if you are currently available. Set up the presence auto-switch based on business hours and holidays to ease your work.



Customize the call handling rules and notification settings for different presence.

Personalized Appearance Style



Toggle between Light Mode and Dark mode, without being tied to your mobile device's setting.

